
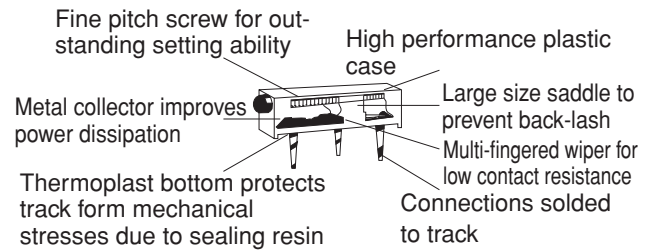


3/4" Rectangular Multiturn Cermet Trimmer



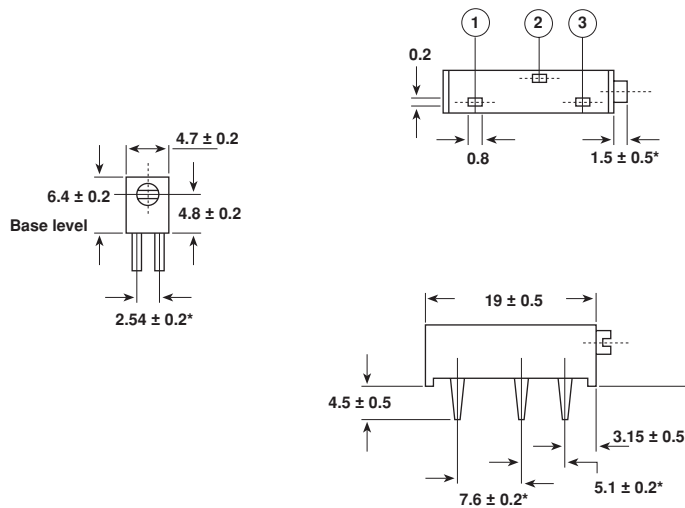
FEATURES

- Industrial Grade
- 0.75 Watt at 70°C
- MIL-R-22097
- CECC 41 100



DIMENSIONS in millimeters

T18

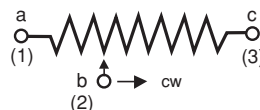


SHAFT



* To be measured at base level

CIRCUIT DIAGRAM





ELECTRICAL SPECIFICATIONS		
Resistive Element		cermet
Electrical Travel		15 turns ± 1
Resistance Range		10Ω to 2.2 MΩ
Standard Series E3		1 - 2.2 - 4.7 and 1 - 2 - 5
Tolerance	Standard	± 10%
	On Request	± 5%
Power Rating	Linear	0.75 W at + 70°C
	Logarithmic	not applicable
Temperature Coefficient		See Standard Resistance Element Table
Limiting Element Voltage (Linear Law)		250 V
Contact Resistance Variation		2% Rn or 1Ω
End Resistance (Typical)		1Ω
Dielectric Strength (RMS)		1000 V
Insulation Resistance (500 VDC)		10 ⁶ MΩ

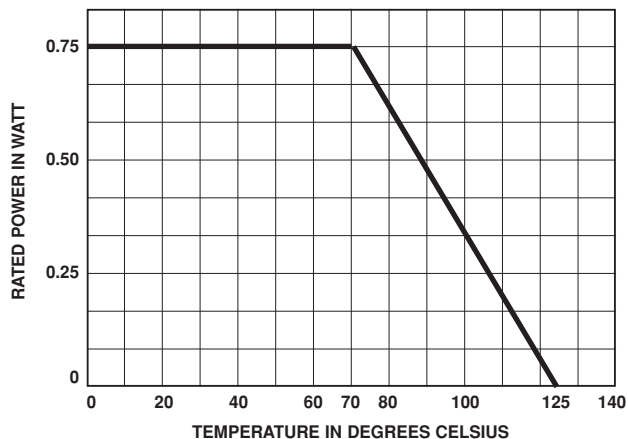
MECHANICAL SPECIFICATIONS

Mechanical Travel	18 turns ± 5
Operating Torque (max. Ncm)	2
End Stop Torque	clutch action
Unit Weight (max. g)	1

ENVIRONMENTAL SPECIFICATIONS

Temperature Range	T18 : - 55°C + 125°C
Climatic Category	55/100/56
Sealing	T18 : fully sealed container IP67

POWER RATING CHART



PERFORMANCE		
TESTS	CONDITIONS	TYPICAL VALUES AND DRIFTS
		$\frac{\Delta RT}{RT}$ (%) $\frac{\Delta R_{1-2}}{R_{1-2}}$ (%)
Load Life	1000 hours at rated power 90'/30' - ambient temperature 70°C	± 1% Contact resistance variation : < 1% Rn
Climatic Sequence	Phase A dry heat 125°C Phase B damp heat Phase C cold -55°C Phase D damp heat 5 cycles	± 0.5% ± 1%
Long Term Damp Heat	56 days	± 0.5% Dielectric strength : 1000 V RMS Insulation resistance : > 10 ⁶ MΩ
Rapid Temperature Change	5 cycles - 55°C at + 125°C	± 0.5 % $\frac{\Delta V_{1-2}}{V_{1-3}} \leq \pm 1\%$
Shock	50 g 11 ms 3 successive shocks in 3 directions	± 0.2% ± 0.3%
Vibration	10 - 55 Hz 0.75 mm or 10 g during 6 hours	± 0.2% $\frac{\Delta V_{1-2}}{V_{1-3}} \leq \pm 0.3\%$
Rotational Life	200 cycles	± 1 % Contact resistance variation : < 2% Rn



STANDARD RESISTANCE ELEMENT DATA					
STANDARD RESISTANCE VALUES	LINEAR LAW			T.C. - 55°C + 125°C	
	MAX. POWER AT + 70°C	MAX. WORKING VOLTAGE	MAX. CUR. THROUGH ELEMENT		
Ω	W	V	mA	ppm/°C	
10	0.75	2.7	270	0 + 200	
22		4.06	184		
47		5.93	126		
100	↓	8.7	87	± 100	
220		12.8	58		
470		18.7	40		
1k		27.4	27		
2.2k		40.6	18		
4.7k		59.3	11		
10k		86.6	9		
22k		128.4	5.8		
47k		0.75	187		4
100k		0.625	250		2.5
220k		0.28	250		1.09
470k		0.13	250		0.44
1M		0.06	250		0.25
2.2M			250		

MARKING

- Printed :
- VISHAY trademark
 - series
 - style
 - ohmic value (in Ω, kΩ, MΩ)
 - manufacturing date
 - marking of terminal 3.

PACKAGING

- In plastic box of 100 pieces, no code
- In tube by 25 pieces code "TU25".

ORDERING INFORMATION

OPAQUE	T18	10KΩ	± 10 %	TU25
	SERIES	OHMIC VALUE	TOLERANCE	PACKAGING
		N.B.: On delivery the wiper is positioned at mid-travel.		TU25: Tube