

VHF/UHF-CAPACITORS.

GENERAL SPECIFICATIONS.

These capacitors are designed to be used in the VHF/UHF-frequency-band.

They are characterized by extremely high Q-values and they can be used in high current and high voltage applications.

Dielectric.....HQ.

Working voltage.....Please turn over.

Temperature range.....-55°C. to +125°C.

Q-value.....please turn over.

Resonant frequency.....Please turn over.

Insulation resistance....>10⁶ MΩ , (50Vdc, 25°C.).

Temperature coefficient..P47 ±30ppm/°C. (+25°C. to +125°C.).

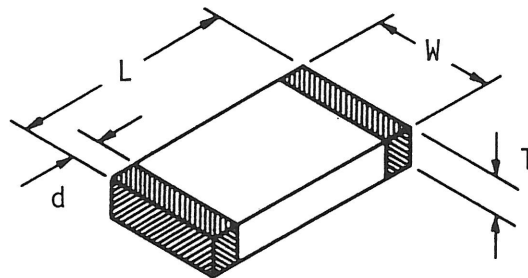
P15 ±30ppm/°C. (-55°C. to +25°C.).

Tolerance of capacitance.±5%, ±10%, ±20%.

Size and tolerances.....See below.

Capacitance range.....See below.

Terminations.....Palladium-silver.



Capacitance range

Size	L mm.	W mm.	Tmax mm.	d mm.	Capacitance E-12 series.
0505	1.25±0.3	1.25±0.3	1.25	0.20-0.50	1.0pF- 33 pF
0805	2.00±0.3	1.25±0.3	1.25	0.25-0.75	1.0pF- 100 pF
1111	2.75±0.3	2.75±0.3	2.75	0.25-0.75	1.0pF-390pF
1210	3.20±0.3	2.50±0.3	2.50	0.25-0.75	1.0pF-390pF

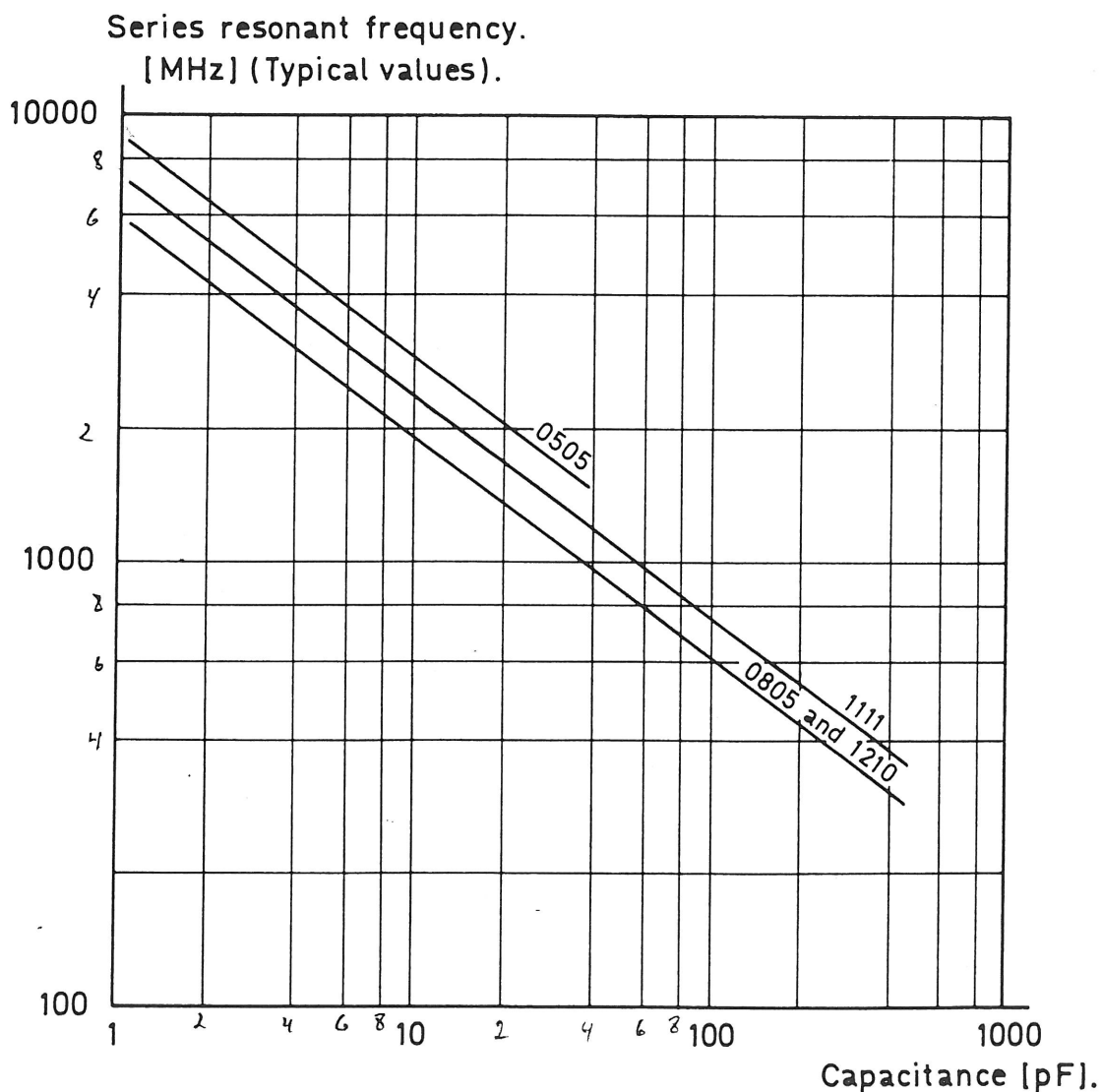
To be specified when ordering. Ex: 47pF-10%-HQ-1111-200V.

FERROPERM

VHF/UHF-CAPACITORS.

SERIES RESONANT FREQUENCIES VS. CAPACITANCE.

The series resonant frequencies shown below are measured with the chips inserted in a half-wave coaxial resonator at 25° C.

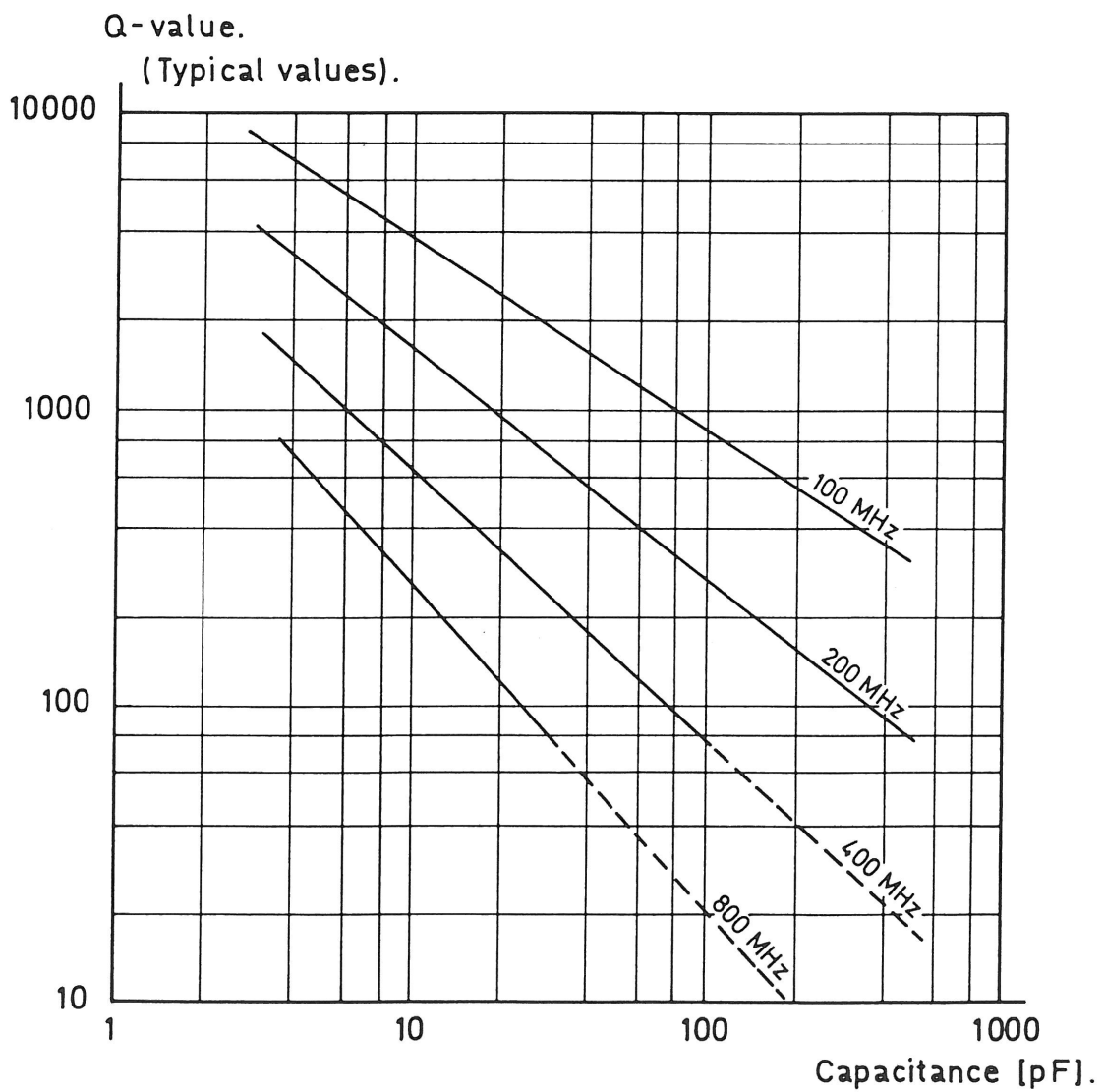


FERROPERM

VHF/UHF-CAPACITORS.

Q-VALUES VS. CAPACITANCE AT DIFFERENT FREQUENCIES.

The Q-values shown below are measured with the chips inserted in a half-wave coaxial resonator at 25° C.



FERROPERM

VHF/UHF-CAPACITORS.

WORKING VOLTAGE.

Working voltages for different sizes and different capacitance values.

Size Cap.	0505	0805	1111	1210
1.0pF- 33pF	100Vdc	200Vdc	200Vdc	200Vdc
39pF-100pF		100Vdc	200Vdc	200Vdc
120pF-390pF			200Vdc	200Vdc

For the sizes 1111 and 1210 higher working voltages are available upon request.

FERROPERM